



Maricopa County Elections Department

2020 AUGUST PRIMARY ELECTION

Primary Election Canvass



COVID-19 & OTHER ELECTION HURDLES

BALLOTS AND ENVELOPES

- Paper shortages
- Over 5,000 ballot styles in August

EXISTING POLLING LOCATIONS

- Non-responsive
- Not available
- Too small for physical distancing

POLL WORKERS

- Prior election experience is required & needed
- Traditional Model: 3,600 vs. Revised Model: 1,000
- Physical Distancing Training Considerations
- PW Correspondence: *"Will only work if voting locations are safe"*

PERSONAL SAFETY AND CLEANING SUPPLIES

- We needed masks, gloves, disinfecting wipes, hand sanitizer
- Products were in short supply



2020 August Primary Election

Key Objectives & Goals

Our Key Objectives & Goals for the August Primary Election

- Provide safe voting options for voters
- Allow voters to choose how they wanted to participate
- Provide a historically accessible election
- Provide voters with information they needed to successfully participate
- Build trust in the election process by providing voters with an accountable, transparent, secure, and reliable election
- Use March and August lessons learned to prepare for the November General Election



HISTORIC TURNOUT

August 2020 Primary Election

2,431,029

Registered Voters

2016: 2,056,458

2018: 2,229,718

860,704

Total Ballots Cast

2016: 555,884 (27%)

2018: 699,636 (31%)

35%

Total Turnout

2016: 27%

2018: 31%

1,793

Provisional Voters

2020: 790 Counted

2018: 12,965 | 10,787 Counted


**More voters participated in the 2020
August Primary than ever before**



STRATEGIES TO IMPROVE ACCESS

Increased Access to Vote by Mail

- ✓ Sent mailers to non-PEVL Voters
- ✓ Made early ballot requests easier
 - One-time or permanently
 - Request.Maricopa.Vote / Solicitud.Maricopa.Voto
 - Online Requests
- ✓ Sent robocall reminders to return ballots



STRATEGIES TO IMPROVE ACCESS

Vote by Mail Outcomes

PEVL Increases

- ✓ **291,781** New Signups in past year
- ✓ **18%** Increase
- ✓ **76.8%** of Active voters are on PEVL
 - 80% Republicans
 - 84% Democrats
 - 66% Independents
 - 73% Libertarians



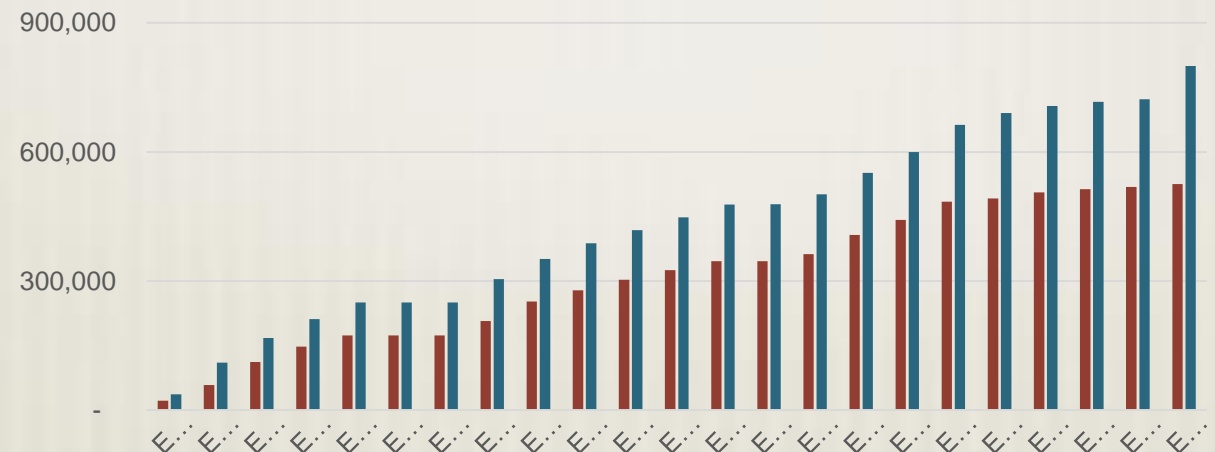
Early Ballot Participation

85% vs **94%**

AUG. 2018 – 598,154

AUG. 2020 – 808,572

2018 vs 2020 Early Ballot Returns by Day



STRATEGIES TO IMPROVE ACCESS

Accessibility – Early and on Election Day

106

**Voters used the Accessible
Voting Device In-person**

822

**Voters served by Special
Election Boards**


Braille | Large Print | Spanish

4,874


**Military and Overseas Voters
Served by Early Voting**



[Image: Accessible Voting Device]



[Image: Braille Ballot]



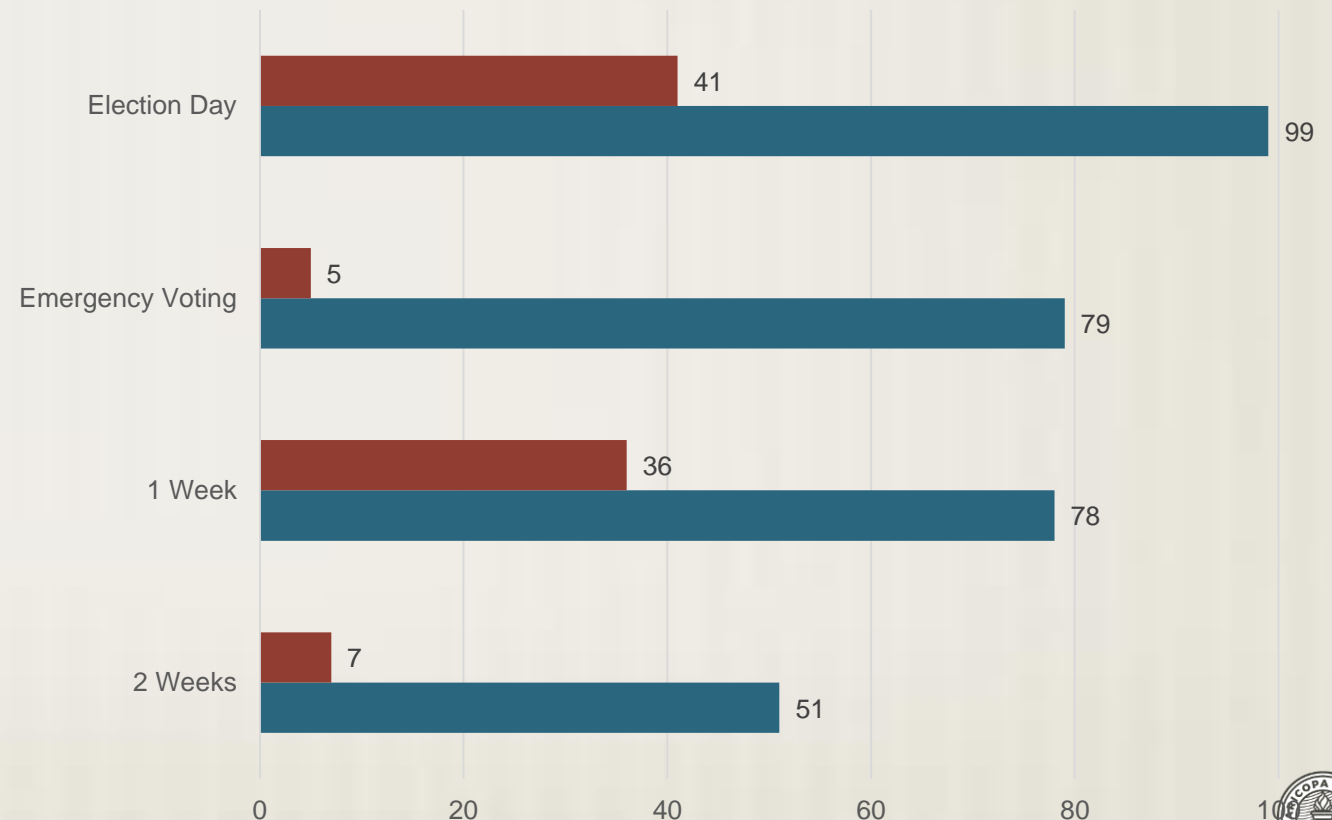
[Image: Large Print Ballot]

STRATEGIES TO IMPROVE ACCESS

Increased Access to Vote In-Person

- More Early Voting Centers
 - Phased openings (27, 14, 7, 1 day)
 - Included Weekends and Evenings
- "Vote Anywhere" Vote Centers
- Retail Facilities and Malls
- Located along light-rail / bus routes / Freeways
- Located in high density areas including locations that serve Native American & rural communities

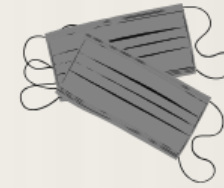
August Primary Election
In-Person Voting Options **2018** vs **2020**



STRATEGIES TO IMPROVE SAFETY



COUNTY PUBLIC HEALTH & CDC GUIDANCE




SAFETY PROTOCOLS



LARGE LOCATIONS





Voted in person today. Safest thing I have done since this whole virus thing began. Workers wearing gloves and masks and face shields. Everything was wiped down the minute someone was done with it...Very safe to vote in person.

- Facebook post from voter on 8/1/2020

STRATEGIES TO IMPROVE ACCOUNTABILITY

Reliability. Security. Integrity.



Reliability

- Ensured sufficient paper for early ballot requests
- +100K Early Ballot Drop Offs at Vote Centers / Drop Boxes
- Vote Centers increased access
- Leased retail spaces, convention centers, mall store fronts
- Recruited sufficient poll workers to staff polling locations
- Stress Tested (BOD Printers, Tabulators)

Security

- Partnerships with ACTIC / MCSO / FBI / Homeland Security
- Tabulation Center on hardwired isolated network / 24 – 7 Live camera feed / Restricted access

Integrity

- New Tabulation Equipment (EAC & SOS Certified)
- Political party observers in tabulation & vote centers
- 100% Accurate Hand Count Audit



STRATEGIES TO IMPROVE TABULATION



- Electronic Adjudication
 - Over Votes, Smudges (12,395)
 - 20 Boards – ½ a Day (New Electronic Adj.)
 - 75 Boards – 2 Days (Old Duplication Process)
 - Write-ins (65,265 Ballots)
 - 20 Boards – 3 Days (New Electronic Adj.)
 - 75 Boards – 10 Days (Old Duplication Process)
- Counts votes faster
 - 3,000 (Old) vs 6,000 – 8,000 (New)
 - On Election Night we released over 97% of early ballots that were received by Sunday Night
 - With exception of provisional ballots and need packets, we completed counting on Friday (8/7/2002) by 5pm



STRATEGIES TO INFORM VOTERS

BeBallotReady.Vote | TengaBoletaLista.Voto

BeBallot
READY
.vote

TengaBoleta
LISTA
.voto



Our voter outreach campaign focused on informing voters of their voting options — both in person or by mail.

- Advertising - 3-phased paid media campaign in both English and Spanish
- News Media - Communications staff working with local media to inform the public about voting options in both English and Spanish
- Direct Outreach – By mail, email and phone in both English and Spanish
 - 90 Day Notice
 - Post Card to non PEVL Voters
 - Sample ballot
 - Robocalls to Early Ballot Recipients
 - Direct Emails to Voters






STRATEGIES TO INFORM VOTERS

Wait Times and Closest Voting Locations

FACILITY NAME *(1.5 miles away)*

555 Election Drive, Phoenix AZ 55555 [Map It](#) [Print It](#)


WAIT TIME ESTIMATES

 5 minutes  20 people in line  Last Updated
8/04/2020 7:45 p.m.

OPEN Closes at 8PM ▶ [See more hours](#)



Locations.Maricopa.Vote



WAIT TIMES

August 2020 Primary Election

2 MIN
AVERAGE
WAIT TIME

WAIT-TIMES BY PHASE

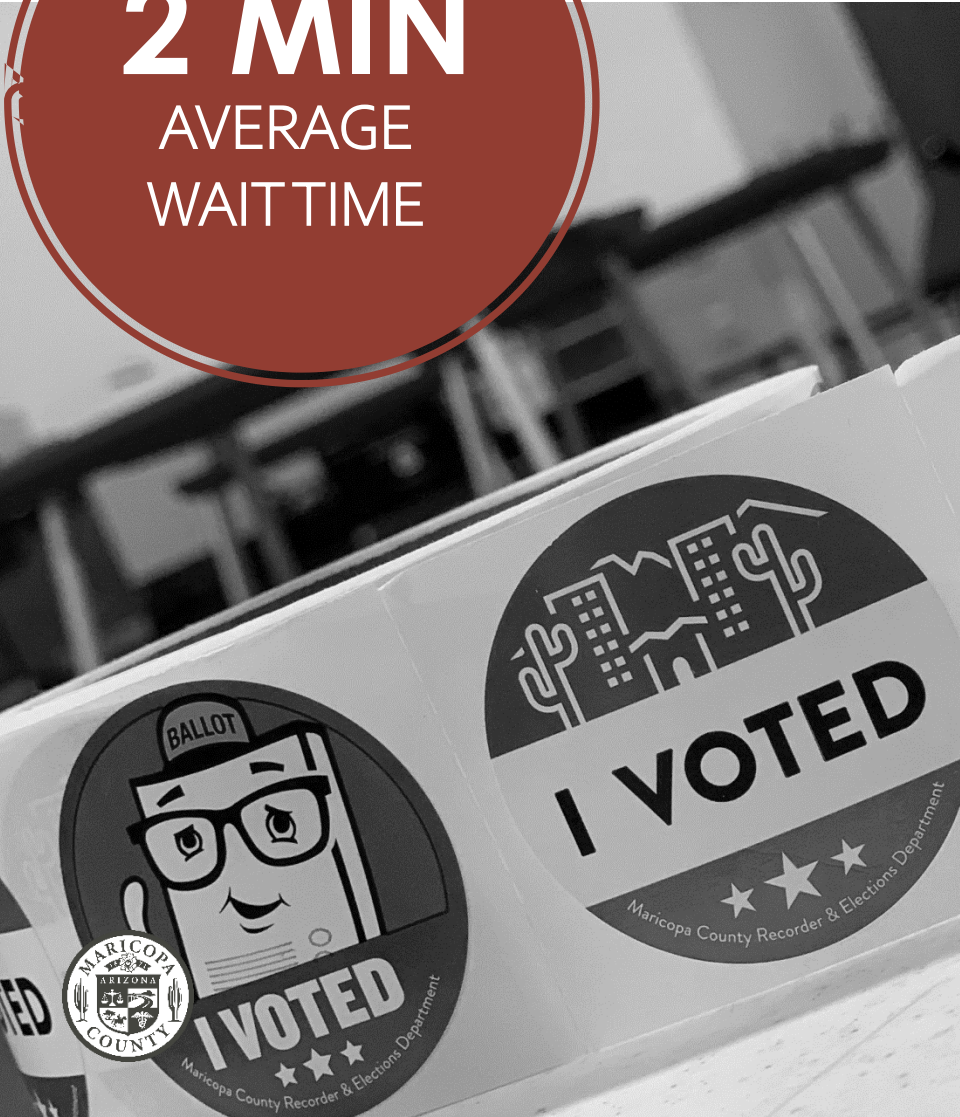
- Early/Emergency Voting: **0** Minutes on Average 12,000 voters
- 6AM – 8AM: **0** Minutes on Average 4,300 Voters
- 8AM – 4PM: **Less than 3** Minutes on Average 29,000 Voters
- 4PM – 7PM: **Less than 1** Minute on Average 19,100 Voters

WINS

- Reported on Website: **Locations.Maricopa.Vote**
- Frequent Reporting: **Every 15 Minutes**
- Compliance Rate: **83.3% Compliance Rate**

AREAS FOR IMPROVMENT

- Surprise City Hall: **Over 40 Minutes at 4pm**





VOTER FEEDBACK

August 2020 Primary Election

Thank you for all your hard work!

Like · Reply · Message · 4d



Terrific job!!!

Like · Reply · Message · 2d

Thank you for working so hard to insure every vote is counted!!

Like · Reply · Message · 6d



Job well done



Like · Reply · Message · 4d

We are so lucky that we have such a good system in Maricopa County. Thank you all for your service!

Like · Reply · 1d

This gives me alot of faith in the voting system. I hope other counties throughout the United States compare to what is accomplished in Maricopa cty. Thanks for all the hard work and keeping us informed.

Like · Reply · 4d

Good job, Maricopa County Elections!

Like · Reply · Message · 5d



Thank you for working so hard to insure every vote is counted!!

Like · Reply · 6d

Good job, Maricopa County Elections!

Like · Reply · 5d



Good job ! 😊



Bravo!!

Like · Reply · 5d



Great job. Probably the best in the whole country!

Like · Reply · Message · 4d



Thanks for all the hard work and a constant stream of information here on social media. It was fantastic.

Like · Reply · 19h



Great experience. Voted easily at polls on Tuesday

Like · Reply · 5d



I am so proud to be a Maricopa County Resident. Your communication , process and outreach have been flawless. THANK YOU

Thanks for your hard work and excellent handling of our votes.

Like · Reply · 1w



I am ready for the General Election now!

Like · Reply · 6d



CONTINUOUS IMPROVEMENT

For the November 2020 General Election



- In-Person Voting
 - Refining Turnout forecasts and evaluating in-person voting patterns from August (1st all vote center model)
 - Phased opening (Locations / Setups / Poll Workers)
- PPE Guidance
- Wait-Time Reporting
- Poll Worker / Troubleshooter Training
 - More hands on with Precinct Based Tabulators & Ballot on Demand Printers
 - Streamlined Election Night closing process
- Opportunities to implement curbside voting

KEY DATES

November 2020 General Election

SEP 14

Military and
Overseas
Ballots Mailed

OCT 5

Voter
Registration
Deadline

OCT 7

Ballots mailed,
in-person voting
available

OCT 23

Last Day to
Request a Ballot
in the Mail



OCT 24

Weekend
Voting
Available

OCT 27

Last Day to
Mail Back
Your Ballot

NOV 3

Election Day!





QUESTIONS?

Scott Jarrett

Director of Election Day & Emergency Voting
Maricopa County Elections Department

  @MaricopaVote

Rey Valenzuela

Director of Election Services & Early Voting
Maricopa County Elections Department

  @RecorderFontes